

Fresh Accessories

Complete Your System

Whale® high quality pumps and accessories to ensure long term reliability from pump to faucet.

Whale® water filters, surge dampers, pressure switches and one way valves are designed and manufactured with highest quality at heart. Combine these accessories with your whale water pump for a home from home water supply on board.

Need specific advice on your freshwater system? Contact our technical team at Whale support
See below for a full list of accessories

Inline Water Filters

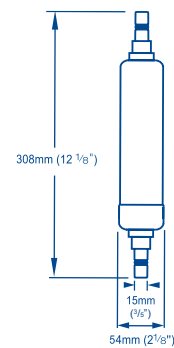
Aquasource Clear Water Filter - WF1530

For refreshing tasting water on board

- Silverised carbon filter - removes nasty tastes and smells
- Connects directly to 15mm Quick Connect Plumbing/ 1/2" (13mm) flexible hose (using stainless steel hose clips)
- Note - this is not a bacterial filter



WF1530



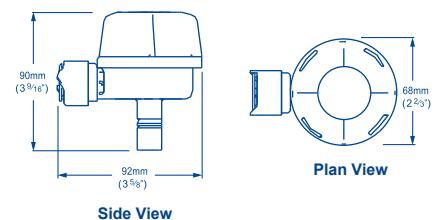
Pump Strainer

Inlet Strainer Replacement - AK1319

Watermaster Pressure Pumps - page 54, and Universal freshwater pumps- page 56



AK1319



Inline Pressure Switch

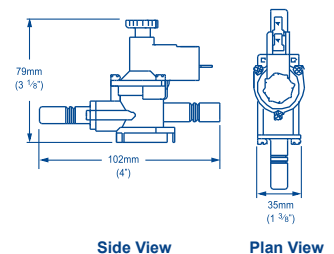
Inline Pressure Switch - WU7207

For use with submersible or in line self venting pumps in a pressurized water system

- Controls the pump by sensing changes in system pressure.
- Current rating = 10amp: 12 V d.c. systems / 5 amp : 24 V d.c. systems
- Maximum Pressure: 2 bar (30 psi)
- Materials: body: acetal, seals and valves: Nitrile®, EPDM
- spring: phosphor bronze, fasteners: stainless steel
- Note: must be mounted in a vertical position



WU7207



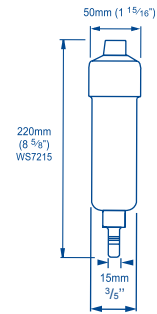
Surge Damper - WS7205

For a smooth constant water supply

- Capacity = 150ml (1/4 pint)
- Max. pressure 4 bar (60 psi)
- connects directly to 15mm Quick Connect Plumbing/ 1/2" 13mm flexible hose (using stainless steel hose clips)
- Note - connect as close to the outlet of the pump as possible or as close to the outlet side of the pressure switch (if fitted)



WS7205



Pipework Connections

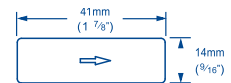
One Way Check Valve - FV1227 for 13mm (1/2") flexible hose (white)

fit in line to maintain prime for short periods

- Ideal for use with electric pumps
- Suitable for connection to 13mm 1/2" flexible hose
- Ensure the valve is installed with the arrow pointing in direction of water flow
- Note - low restriction design will have a small drip return



FV1227



FV1227
Side View

Accessories for Taps and Showers

Microswitch Kit - RT9000 for Elegance range and Swim 'n' Rinse page 68-69 and 75



RT9000

Accessories - For Deck Showers

Twist Stowage Bag - AK0015 for neat stowage of DS0005 / DS0006 - page 72

Note - this product is only suitable for use with 2.5 metre (8.2 ft) hose Whale Twist® models



AK0015